

Mountain Climbing Plans for Chimborazo – Ecuador Andes

16 years of experience has helped us set up great plans for our clients, in order for them to achieve the ultimate goal while climbing in Ecuador.

Chimborazo is the highest mountain in the Ecuadorian Andes, it is a 6262 m tall stratum volcano (20665 feet) with perpetual snow and glacier, located 4 hours south of Quito and only 1 hour from our headquarters in Riobamba where we set our operations from.

Ecuador Eco Adventure, is the only company in Ecuador that specializes in this climb offering several packages for climbers to try and attempt the summit, currently we hold the record of most attempts during a year, which makes us the number one company in the region for Chimborazo summit attempts and successful summits.

In the past years, due to different circumstances, Chimborazo has become the most difficult and dangerous climb in Ecuador, there for, we currently ask our clients to be well prepared physically and also to have some glacier skills in order to safely attempt its summit.

We also understand that communication is key, thus in order to secure English speaking guides we need time ahead to assign them to the climbers as well as time to schedule and issue the park permits for the climb.

Even though we are still open to help climbers with the basic 2-day climb, we strongly suggest our clients to take one of our acclimatization/climbing packages, to enhance the chances to summit - **REMEMBER: THE SUMMIT IS OPTIONAL, RETURNING HOME IS MANDATORY.**

There are 2 options for the 2-day summit expedition:

From 4800m Carrell refuge

- \$365 P/p if there are 2 climbers – 1 guide
- \$580 private climb 1 climber – 1 guide

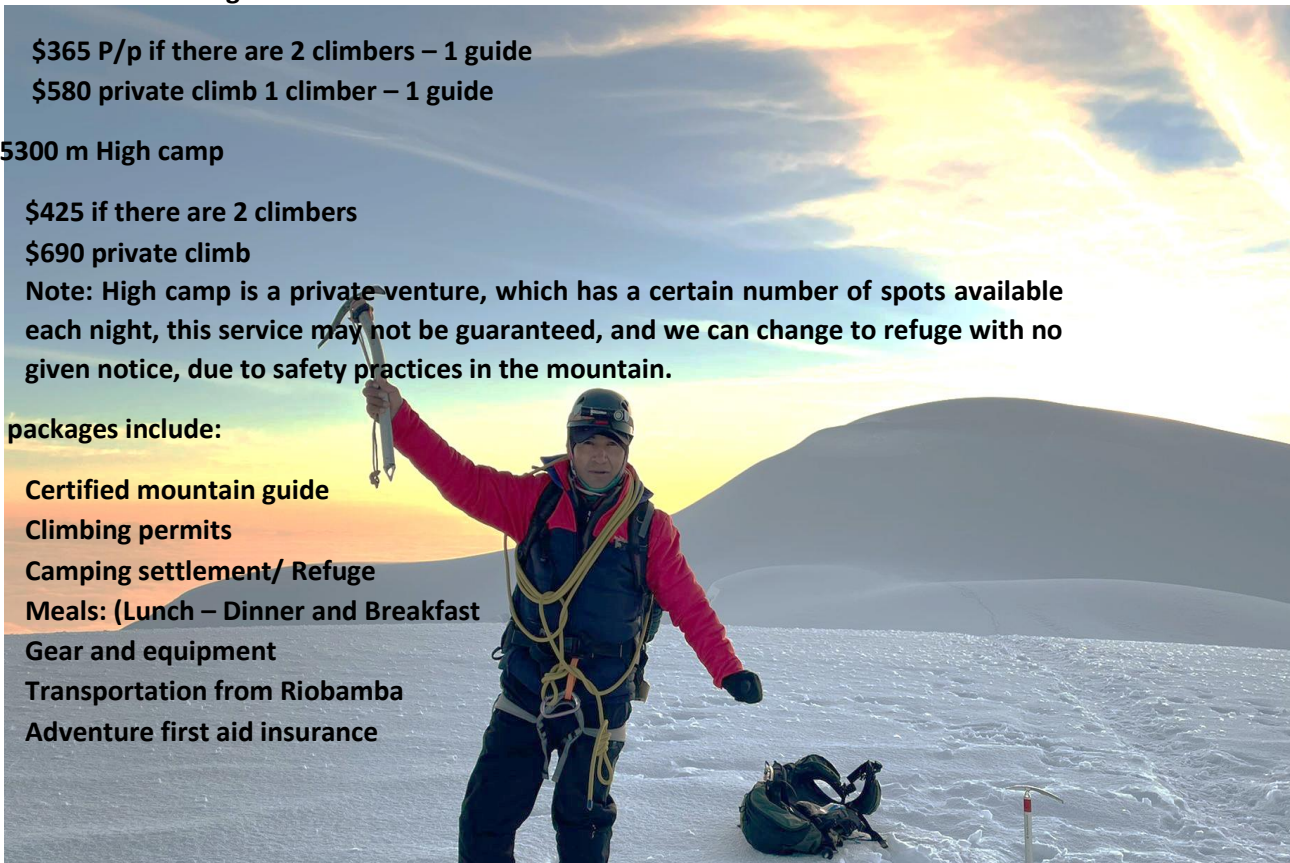
From 5300 m High camp

- \$425 if there are 2 climbers
- \$690 private climb

Note: High camp is a private venture, which has a certain number of spots available each night, this service may not be guaranteed, and we can change to refuge with no given notice, due to safety practices in the mountain.

These packages include:

- Certified mountain guide
- Climbing permits
- Camping settlement/ Refuge
- Meals: (Lunch – Dinner and Breakfast)
- Gear and equipment
- Transportation from Riobamba
- Adventure first aid insurance



Climb Chimborazo – Budget Acclimatization plan - 4 days

- **\$530 P/p** if Group of 2 climbers
- **\$680** if Private tour

Itinerary:

Day 1: Riobamba, from 2-6 pm Accommodation in Riobamba Base camp (no meals provided) - Gear check and paper work - Briefing.

Day 2: 11 am: Transfer to budget Mountain lodge at 4000mts this is a 45-minute drive, where driver will stop in a convenient store so clients can purchase supplies, and food for their lunch, after accommodating, then clients can start their acclimatization following self-guided trails in Chimborazo National Park

Meals: Dinner

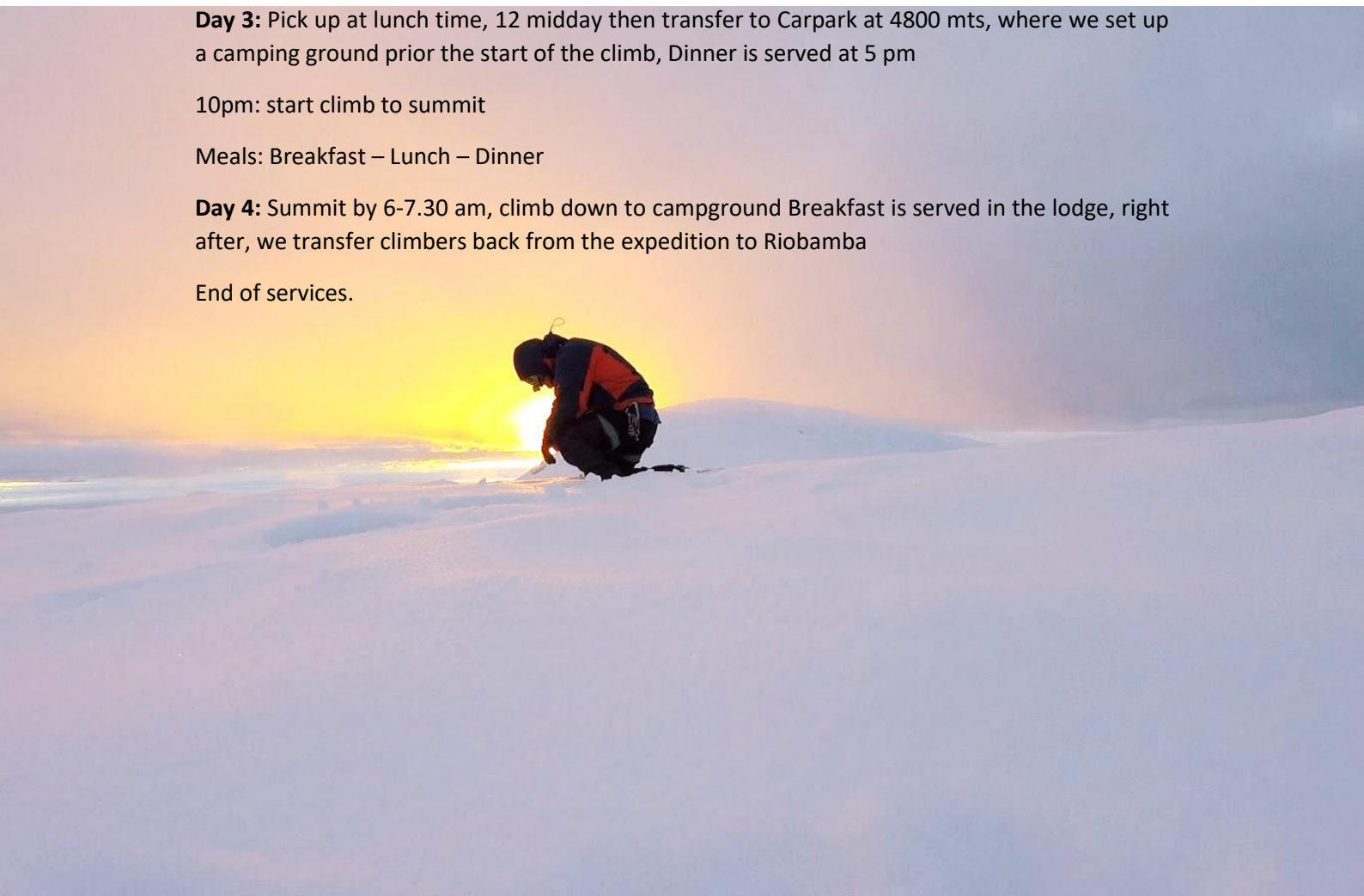
Day 3: Pick up at lunch time, 12 midday then transfer to Carpark at 4800 mts, where we set up a camping ground prior the start of the climb, Dinner is served at 5 pm

10pm: start climb to summit

Meals: Breakfast – Lunch – Dinner

Day 4: Summit by 6-7.30 am, climb down to campground Breakfast is served in the lodge, right after, we transfer climbers back from the expedition to Riobamba

End of services.



Climb Chimborazo – with acclimatization and high camp

Acclimatization Plan - 4 days

- \$ 725 P/p if Group of 2
- \$ 850 if Private tour

Itinerary:

Day 1: Arrival in Riobamba 10 am for gear check and paper work - Briefing.

Transfer to Chimborazo basecamp 4000 m

Meals: Dinner

Day 2: Chimborazo Basecamp at 4800mts where clients can start their acclimatization self-guided trails in Chimborazo National Park

Meals: Breakfast - Dinner

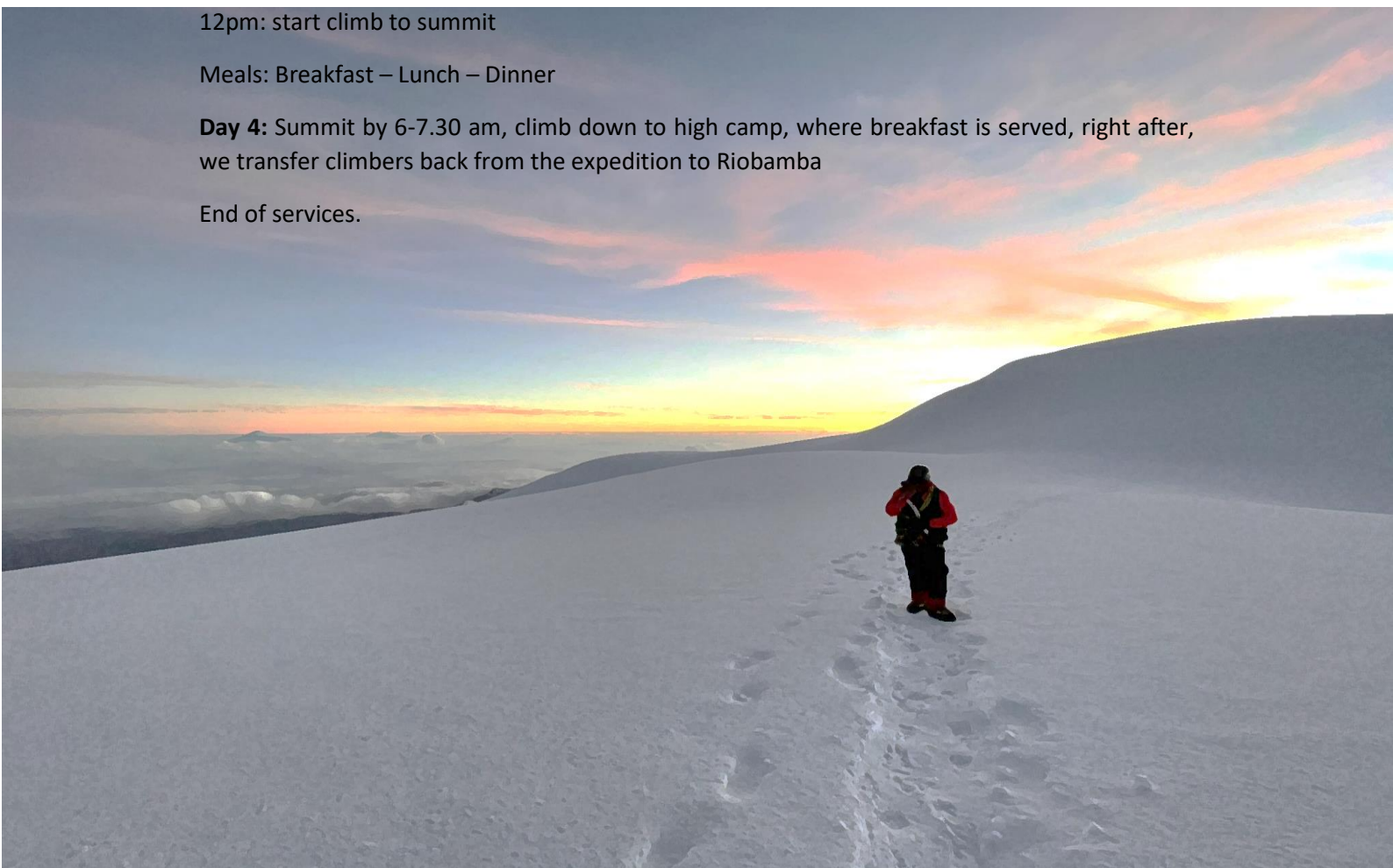
Day 3: Pick up after lunch time, 2 pm, where the trek to high camp 5200m starts, this takes about 2-3 hours, after settling in, Dinner is served at 5 pm.

12pm: start climb to summit

Meals: Breakfast – Lunch – Dinner

Day 4: Summit by 6-7.30 am, climb down to high camp, where breakfast is served, right after, we transfer climbers back from the expedition to Riobamba

End of services.



Climb Chimborazo with Glacier School

Basic Plan - 4 days with Glacier training

- \$ 765 P/p if Group of 2
- \$ 925 if Private tour

Itinerary:

Day 1: Arrival in Riobamba between 2-4 pm, gear check and paper work as well as briefing then transfer to mountain lodge, accommodation in Chimborazo Base camp

Meals: Dinner

Day 2: Transfer to Chimborazo national park, then trek to 5200 m for glacier training and learning skills – Acclimatization to higher altitude

Meals (Breakfast – late lunch)

Day 3: Pick up at lunch time, Transfer to Carpark at 4800 mts, Refuge Carrell – Dinner at 5 pm

10pm: start climb to summit – High camp upgrade available from \$55 per person

Meals: Breakfast Lunch and Dinner

Day 4: Summit by 6-7.30 am, climb down to Refuge Carrell where breakfast is served, right after, we transfer climbers back from the expedition to Riobamba - End of services.



Trekking and Climb Ilinizas - Carihuairazo and Chimborazo – 9 days

- \$ 1350 p/p if Group of 2
- \$ 1700 if Private tour

Itinerary: Day 1: Airport pick up

Welcoming in Quito – Transfer to Hotel in Quito

Day 2 – Quito free day

This day Clients can visit Quito attractions on their own time.

Meals: Breakfast

Day 3 – Pichincha Trek

Pick up from hotel in Quito – Drive to Pichincha base trek/climb to summit this takes in average 6 hours

Then return to Hotel in Quito

Meals: Breakfast – snack box

Day 4 – Iliniza Norte

Pick up from hotel in Quito – Transfer to Ilinizas National park, this is a trek to the summit part of our acclimatization program – Summit by 2-3 pm then return to Base – Night in Andean Huasi Lodge

Day 5 - Carihuairazo

Transfer to Carihuairazo Refuge at 3900 mts. – Currently starting from Chimborazo Basecamp lodge in Chimborazo at 4800m for the night - Dinner served at 6 pm

Day 6: Carihuairazo

2 am drive to Carihuairazo base - 3 am Start Climb – Summit by 6-8 am, and then return to refuge where breakfast is served, and then right after return to Riobamba base camp – to rest and recover.

Meals: Breakfast and Dinner

Day 7: Chimborazo Basecamp lodge at 3900mts. Free day for recovering and acclimatization

Meals: Breakfast and Dinner

Day 8: Chimborazo Pick up at lunch time, Transfer to Carpark at 4800 mts, Refuge Carrell after settling in, Dinner is served at 5 pm – Highcamp upgrade available for \$55

12pm: start climb to summit

Meals: Breakfast – Dinner and Lunch

Day 9: Summit window - by 6-7.30 am, climb down to Carrell refuge, right after Breakfast, we transfer climbers back from the expedition to Riobamba – End of services

Trekking and Carihuairazo and Chimborazo – 7 days

- \$ 1250 p/p if Group of 2
- \$ 1575 if Private tour

Itinerary: Day 1: Airport pick up

Welcoming in Quito – Transfer to Hotel in Quito

Day 2 – Quito free day

This day Clients can visit Quito attractions on their own time

3 pm transfer to Riobamba – Hotel in Riobamba

Meals: Breakfast

Day 3 –Carihuairazo

10 am - Transfer to Carihuairazo Refuge at 3900 mts. – Currently starting from Chimborazo Basecamp lodge for the night - Dinner served at 6 pm

Day 4: Carihuairazo

2 am drive to Carihuairazo base - 3 am Start Climb – Summit by 6-8 am, and then return to refuge where breakfast is served, and then right after return to Riobamba base camp – to rest and recover.

Meals: Breakfast and Dinner

Day 5: Chimborazo Basecamp lodge at 3900mts. Free day for recovering and aclimatization

Meals: Breakfast and Dinner

Day 6: Chimborazo Pick up at lunch time, Transfer to Carpark at 4800 mts, Refuge Carrell after settling in, Dinner is served at 5 pm – Highcamp upgrade available for \$55

12pm: start climb to summit

Meals: Breakfast – Dinner and Lunch

Day 7: Summit window - by 6-7.30 am, climb down to Carrell refuge, right after Breakfast, we transfer climbers back from the expedition to Riobamba – End of services

Climb Cotopaxi and Chimborazo - 8 days - Currently NOT AVAILABLE due to Volcanic Eruptions

- \$ 1350 p/p if Group of 2 climbers
- \$1750 if Private tour

Itinerary:

Day 1: Airport pick up

Welcoming in Quito – Transfer to Hotel in Quito

Day 2 – Quito free day

This day Clients can visit Quito attractions on their own time.

Meals: Breakfast

Day 3: 11 am – pick up in Quito and transfer to Tambopaxi lodge for acclimatization prior the climb to Cotopaxi - 3600 m

Meals: Dinner

Day 4: 2pm team meets, small gear check, then transfer to carpark, and then small trek to Jose Rivas Refuge at 4870m – Team briefing given by guides, dinner is served at 5 pm

Meals: Breakfast - Dinner

Day 5: Midnight start Climb from refuge at 4860

Summit by 6-8 am, and then return to refuge

Breakfast is served, and then right after, return from climb – night in Riobamba base camp

Day 6: Transfer to Mountain lodge at 4000mts

Acclimatization self-guided trails in Chimborazo National Park

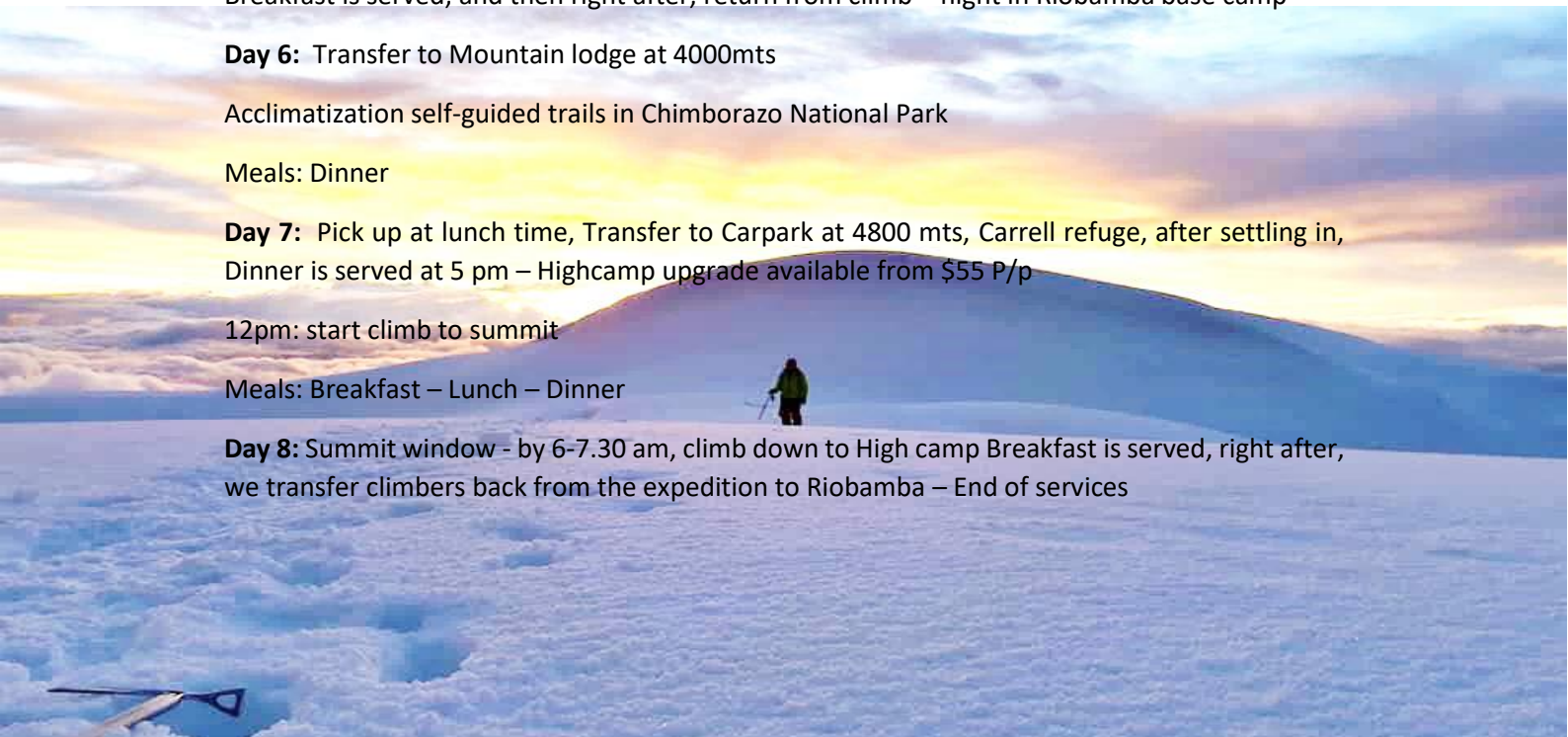
Meals: Dinner

Day 7: Pick up at lunch time, Transfer to Carpark at 4800 mts, Carrell refuge, after settling in, Dinner is served at 5 pm – Highcamp upgrade available from \$55 P/p

12pm: start climb to summit

Meals: Breakfast – Lunch – Dinner

Day 8: Summit window - by 6-7.30 am, climb down to High camp Breakfast is served, right after, we transfer climbers back from the expedition to Riobamba – End of services



Expedition includes:

- ✓ Climbing Certificate if Summit Successful
- ✓ ASEGUM certified Mountain Guide
- ✓ All transportation and logistics From Riobamba
- ✓ National Park permits for climbing
- ✓ All Gear and camping equipment
- ✓ Accommodation in Riobamba according to the package selected
- ✓ Accommodation in acclimatization lodge and refuges, according to package
- ✓ Camping gear and equipment
- ✓ Meals as described in Itinerary
- ✓ Water and snacks for the climb
- ✓ Adventure Tour Insurance - First aid

What is not included:

- ✓ Back pack – and some essential gear
- ✓ Travel and health insurance
- ✓ Most lunches
- ✓ Tips
- ✓ Additional rides and meals.

Note: Transportation from Quito to Riobamba or vice versa, can be organized for \$25 additional per person, with one day anticipation



Mountain Climbing Gear Check List

- ✓ Mountaineering Boots and Crampons
- ✓ Gaiters
- ✓ Inner thermal pants
- ✓ Waterproof or Soft Shell Pants
- ✓ Inner thermal fleece x 2
- ✓ Down jacket
- ✓ Waterproof jacket
- ✓ Warm hat
- ✓ Inner warm gloves
- ✓ Outer waterproof gloves
- ✓ Sports Sun glasses
- ✓ Head lamp
- ✓ Helmet
- ✓ Harness
- ✓ Ice Axe
- ✓ Sleeping bag
- ✓ 45 - 50 Lt Back Pack
- ✓ Duffle bag to carry all gear



Note: We are always open to buy gear from clients, or accept donations for guides snow school.

Given the current situation of COVID19, we encourage our clients to bring their OWN CLOTHING, to avoid renting it, but we can help if necessary.

We include all the technical gear for the climb

We DO NOT include:

- Back pack
- Sun glasses
- Socks or any under wear
- Inner Gloves
- Head Lamps (available for rent)
- Down jacket